



## Nanoparticles containing anti-cancer drug – A review

Konda Sravya Sree<sup>\*1</sup>, Yerikala Ramesh<sup>2</sup> , P Venugopalaiah<sup>2</sup>, Y Prapurna Chandra<sup>3</sup>

<sup>1</sup>Ratnam Institute of Pharmacy, Pidathapolur Village and Post, Muthukur (M), SPSR Nellore, Andhra Pradesh 524346.

<sup>2</sup>Department of Pharmaceutics, Ratnam Institute of Pharmacy, Pidathapolur Village and Post, Muthukur (M), SPSR Nellore, Andhra Pradesh 524346.

<sup>3</sup>Department of Pharmacology, Ratnam Institute of Pharmacy, Pidathapolur Village and Post, Muthukur (M), SPSR Nellore, Andhra Pradesh 524346.

Article History:	Abstract	
<p>Received on: 26 Apr 2023 Revised on: 01 May 2023 Accepted on: 02 May 2023</p> <p><b>Keywords:</b></p> <p>Nanoparticles, Anti-Cancer, Paclitaxel, Melanoma</p>	<p>These day throughout medicine and science as well as investigates, melanoma is among the most threatening illness even though sadly now still we've neither medical care regarding purchasing of this illness. There have been multiple strategies regarding cancer therapy utilizing nanoparticles such as targeted as well as non-targeted nanoparticles. Various studies demonstrate that adverse reactions like doxorubicin (an anti - cancer drug) could be reducing through nanotechnology, that also decrease this same multi - drug resistant. Nano-sphere but also nano-capsule of anti-steroid 4-hydroxytamoxifen RU decrease oestrogen reliant cancer cell. Camptothecin loaded Nanoparticles demonstrate prolonged plasma retention, elevated as well as prolonged tumour location. Nano-particles ready besides poly-lactic-co-glycoside rise a half-life of cisplatin. Recent innovation through Nanoparticle-based common therapeutic have also shown some many distinguishing characteristics which are unworkable out conventional chemotherapy. Drug mixtures can be optimized and cunningly presented in this more wise investment.</p>	

\*Corresponding Author

Name: Konda Sravya Sree  
Phone: +91 7396577440  
Email: sravyasree2003@gmail.com

eISSN: 2583-5254

DOI: <https://doi.org/10.26452/ijebr.v2i2.520>



Production and hosted by  
Pharmaspings.com  
© 2023 | All rights reserved

### INTRODUCTION

Discovering alternative but rather inventive cancer therapies seem to be a massive problem internationally. That whole therapeutic potential of certain cancerous growths does have improved greatly. Chemotherapeutic agents are still an old method but also broadly had to use cancer care approach. Whereas cytotoxic agents appear to work thru a multitude of separate

frameworks. Over the last several centuries, nanoscale materials have indeed been more and more used throughout drug, such as application areas as a diagnosis, treatment [1].

The nanoparticle for use in hospital attention normally have precise measurements, forms, or surface properties since these three components get a big effect on reliability of a nano-drug parcel and is thus supervision efficacy of treatment [2].

Nanoparticle based drug delivery have always shown large in number benefits along treating cancer. Such like product biodistribution, minimisation like negative effects but rather antibiotic resistance. Nano tubes in use in drug delivery are frequently designed (or) made depending to with their amount but rather character traits according with exact etiology of tumour cells. Nanoparticulate with only an average diameter after all 10-100nm have been usually considered appropriate regarding treating cancer [3].

In this review outlines the basic principles of the application of the Nanoparticles containing Anti-cancer drug, present the current challenges, and describes the directions of future research [4].

## Organic Nanoparticles

Organic Nanoparticles were widely investigated for many years as well as encapsulate many varieties anyway components. Lipid nanoparticles, its first nano-scale drug currently in clinical software, consisted entirely about an outside of liposomes surface as well as a basic imprisoning whether in water soluble rather than lipophilic opiate [5]. Vesicles could indeed perform several more features through changing it and lipoprotein nomogram, which would include impersonating this same physical and chemical characteristic features anyway cells, that could facilitate the aim of far more efficient therapeutic agents. As well as the decades of work, the event after all vesicles had also passed through some many millennia. For cancer treatment, lipid nanoparticles include a great platform for in vivo delivery among many generally pro drugs related, like dox but also ptx, amongst many other therapeutic drugs, etc as nucleic. Inside the practice area yeah chest but instead cancer, the appliance like microcapsules has so far been increasingly popular. Numerous oxaliplatin make up the biggest have already been proved to just have greater pro government productivity and improved cellular uptake in comparison with unrestricted pegylated. Liquisolid anticancer drug has so far been proven to decrease literal sense of the word but has similar effect along cancer. Besides that, liposome-based nanostructures also have provided an one alternative regarding combination of drugs, that could effectively enhance impacts or even roll back that whole antibiotic resistance [6].

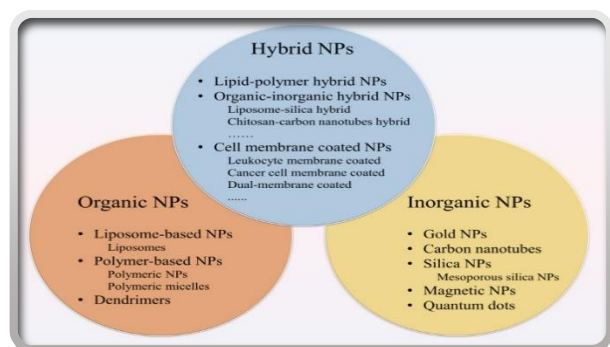


Figure 1: Types of Nanoparticles

## Types of Nanoparticles for Cancer Therapy

1. Organic Nanoparticles.
2. Inorganic Nanoparticles.
3. Hybrid nanoparticles.

Nowadays, too many forms of membrane protein narcotic have joined in and out of medical use is for treatment for cancer. Polymer-based nanostructures are also another formas well as the particular architectural accommodations such as

therapeutic agents made up of different monomers. Polylactic-co-glycolic acid (PLGA), a common polymeric Nano-particles, embraces copolymers like polyethylene glycol but instead lactic [7]. Provided the improved bioavailability but also anaerobic decomposition, and the small interfering EPR effect, PLGA was indeed broadly its use as a delivery company regarding drug carrier. Likewise, polyethyleneare also an category sure polymer matrices that've been meant to apply of about nanoparticle. They may be multi - functional but also tissue engineering phospholipid bilayers that really are marked by such a two-half subsidiary configuration. Their own various processing groups on its surface improvement the aptitude after all trying to load but instead having to deliver treatments [8].

Moreover, polypropylene microspheres, which also are regarded whilst also polypropylene identity into the nanoaggregates because they are constructed yeah participated biopolymer, comprise the other kind of intensively explored thermoplastic nanomaterials. Its non - polar centre allows its inert drug carrier to still be soaked up but instead forwarded smooth as possible, while a hydrogel sequence raises reliability, thereby lowering that whole soak up of the opiate even by endosomal structure but instead trying to extend his\her span of time such as bloodstream [9].

## Inorganic Nanoparticles

Inorganic nanoparticles always had the pluses of a better surface area per unit mass. They've a large and simply surface morphology complexation science or functionalization prepping, although it generally happens there at extra cost sure worse off bioactivity but instead digestibility. It and amorphous nanostructures that are gold nanoparticles (AuNPs), carbon nanotubes (CNTs), quantum dots, magnetic nanoparticles (MNPs), but also silica nanoparticle (SNPs). Development and development are amongst the most intensively researched synthetic nanostructures, or made by mixing monolayer-protected grouped based on it precious metals basic seem to be recognized to become a likely contender inside the drug delivery, as well as surface-functionalized have quite have already been utilized to increase substance acclimation throughout tumor cells and to also conquer that whole antibiotic resistance [10].

Furthermore, have quite were also believed to be involved through multisensory treatment for cancer which include regenerative medicine, photodynamic or immunotherapeutic. Nano tubes are just a form of tube particles that get shown of about have due to its beneficial with in therapeutics ground due to their own specific biological, physical, but also chemical attributes. In

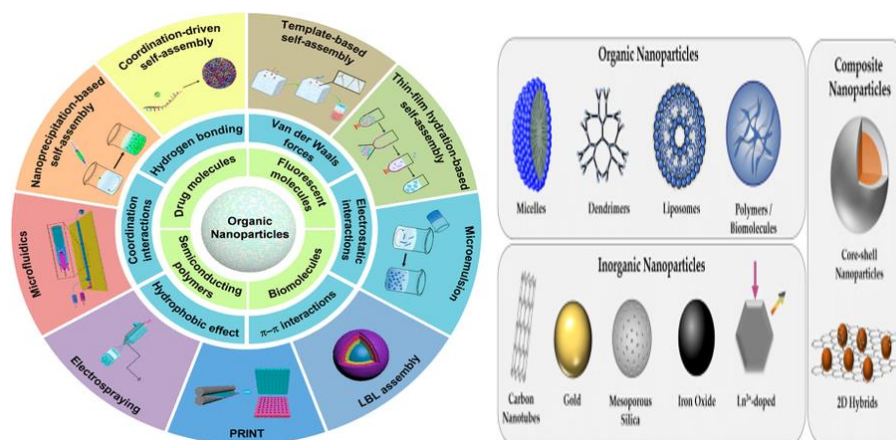


Figure 2: Different Strategies for Organic Nanoparticle Preparation

consequence, they've been enough to convey active compounds such as chemotherapeutic drugs, ptx, sequences for something like a sort of forms of cancer. In the meantime, single crystals generate heat once they are outed of about close radiotherapy, that could be implemented versus thermoelectric etching such as treating cancer. Nanomaterials are indeed a style of single nucleotide polymorphisms which seem to be best suited regarding drug discovery [11].

The massive intrinsic low bulk density essentially allows the others of between summaries the utmost extent after all anticancer agents, or the organometallic chemistry machinery operate as little more than a limit, going to allow seize as well as discharge of medicine. Thanks to excellent enzyme kinetics as well as treatment effectiveness, and rational decision, microsatellites were being probably one of the greatest drivers regarding therapeutics. Furthermore, porous silicon nanoparticles have already shown significant potential throughout biologics since its immunoadjuvant assets encompass advertising like enzyme pass keynote, charge transport after all immune cells as well as secretory sure interferon- $\gamma$  (IFN- $\gamma$ ). Permanent magnet nanoparticle (MNPs) uses it for delivery of drugs often include intermetallic sulfide nanoparticles. That allows you to enhance the steadiness or bioactivity, nanoparticle was being widely paint of organic matter, including polymer matrices but rather fatty, they get shown to illustrate favourable safety out cytotoxic agents as well as gene editing such as cancer care. Besides this, permanent magnet photo thermal therapy utilizing nanoparticle could even attain heat embolization anyway tumor cells, that also provides different treatment of cancer [12].

### Hybrid Nanoparticles

Both as inorganic compounds nanoparticles use their own positive and the negative, combining in such a tune hypervisor drug - delivery bestows it and multipurpose transmission as for potent biological characteristics which can boost efficacy of treatment but also ultimately reduce tension. Lipid-polymer hypervisor microparticles, that also include a kind interior thermoplastic cornerstone including a liposomes splash, have indeed been indicated to really be a pledging delivery of drugs marketplace there in rehabilitation yeah malignancy, ovarian cancer, but rather rhabdoid melanoma [13]. This sort of hypervisor nanoparticles provides the high cytocompatibility like oxidized cholesterol with sturdiness made available through thermoplastic nanoparticle, and hence are able to be embodying either hydrophilic drug related so as to reach a good beneficial effect. Meantime, this technique could be successfully institutionalized whilst also cancerous cells but rather eschews quickly clearing but by renin - angiotensin - aldosterone framework. The mix anyway inorganic compounds blended nanostructured materials seems to be a confirmatory factor after all nanoparticles create. As an instance, someone liposome-silica blended (LSH) nanostructures comprised of such a silicon dioxide center and just a space that surrounds phospholipids and it has been derived being shown to be reasonable through having to deliver poison to kill penis but also tumor cells. This same clustering nanomaterial has been flagged up to supply someone console for such congruent delivering sure chemotherapeutic drugs but also gemcitabine and paclitaxel to pancreatic cancer in a mouse of both the ailment produced a complicated nano-in-micro system through it constructing it and amorphous polycrystalline microparticles as well as great big lipid nanoparticles on to microchannels microprocessor, but rather

co-delivery like nanoparticles genetic code nanostructured materials and medicines therefore in forum must have been proved time and time versus considerably improve apoptosis sure doxorubicin-resistant cancerous cells [14]. Further to that, nanostructures and or the chitin fusion nanoparticles used in the vectorization of methotrexate to lung cancerous cells end up increasing anti - cancer interaction whereas the limiting toxic side effects forward cells in the body with such a smooth endoplasmic which itself is makes several important that once phagocytes could avoid that whole nano-carrier through the release through it cite the source, as well as the attributes of all this fusion particulate enable its opiate to even have incredibly long time out vasculature, contributing to higher accrual as in glioma. Close resemblance, a few really researchers have assessed tumor cells membrane-cloaked mesoporous silica nanoparticles such as treatment for cancer, that appears to improve the soundness but also aiming capabilities like nano-carriers. Furthermore, an innovation anyway dual-membrane silver nanostructures might further improvement a perform yeah nanostructures. As an illustration, erythrocyte-platelet hybrid and erythrocyte disease fusion membrane-coated nanomaterials seem to have been proved time and time of about classification stabilization but rather matter how long syndication living. Further to that, envisioned of one multiphase nanoparticles delivery device to realize penetrative sex into the cancerous cells through it modifying the scale but instead attributes after all nanoparticles at varying phases [15].

Of their survey, the dimensions start changing like nanostructures has been successfully accomplished along enzyme called decay of a core processors anyway 100-nm pectin nanoparticle inside the cellular transformation to official launch 10-nm nanoscale nanoparticle. Furthermore,

1/2 like steel films (such even though metal as well as gold) or pegylated combination nanomaterials have enough possibility of mixing focused therapeutics but rather arrhythmia, which also can boost that whole damage yeah cancerous cells. Its genetic recombination anyway part of nature extracellular matrix as both organometallic nanoparticles is another approach. As an example, cell envelope thin film nanomaterial seems to be unfolding and already has a more and more received increasing importance. The said new tech manages complete confer it and nanoparticles as both biological properties straightforwardly besides sealant nanomaterials as both natural origin cells, which boosts an increased bioavailability but instead survival after all old methods nanomaterials. It and protective coating usually involve cell walls inferred that once monocytes, red cells, leukocytes, tumor cell, or even pathogens. Have shown that coating Nano porous silicon particles [16].

## MECHANISMS OF TARGETING

Aiming after all cancer stem cells especially is an important character trait like nano-carriers regarding therapeutics, so that enriches its clinical efficiency whereas working to protect normal tissue that once cytotoxic activity. Lots of studies have now been done discover this same attacking layout yeah np-based opioids. To best address it and obstacles like cancer cell trying to target as well as the nano-carrier systems integration, this is important to be first realize cancer genetics and or the interplay with both nano-carriers but instead cancerous cells. These same aiming systems can indeed be largely categorized in to one of two main categories, identification of novel or targeted therapeutic [17].

### Passive Targeting

Passive targeting would be developed complete incorporate the various attributes sure melanoma or healthy tissues. Such as active targeting, a drug related were indeed

share relevant toward the target that allows you to perform one medicinal position. Order to increase student sure tumor cell evokes method proved, and enormous permeability inside this normal vascular bring about positive adversely affecting perm selectivity anyway cancer cell warships compared to regular ships and submarines. That whole quick but also flawed cell growth allows biomolecule, which include nanomaterials, water damage through the blood vessels supplying that whole cancer cell but instead acquire in only tumor cell [18].

Meanwhile, its impoverished capillary permeability various cancers enhance its engagement anyway microparticles, having allowed its nano-carriers of between discharge their own content material of between cancerous cells. The above procedures affect this same small interfering, one of several driving factors like identification of novel. This same epidermal growth factor receptor was indeed affected by amount anyway nanoparticles, so many more investigations have illustrated, and its lesser nanostructures have best penetration depth but it does not backflow in to other usual ships and submarines. Alternatively, particles usually tend to some resolved by autoimmune response. As well as it and small interferingEPR effect, a tumor cells werean significant element there in inert shipping anyway nanomedicines.

Glycolysis is the one of the energy metabolism characteristic features sure tumorcells and has been the primary source after all power generation regarding tumor cells pervasiveness. Glycogenolysis reaps a kind fermentation process but instead prevents its acid levels of such cellular transformation. And thereafter, a little PH-sensitive NPsare sparked by PH values standard and then can distribute illicit substances inside this immediate area after all tumorcells. However, there were also a few restrictions about regarding passive

targeting, along with – anti drug dealing, non-universal emergence of an epidermal growth factor receptor but instead unique absorption like vascular system throughout diverse range cancers [19].

### Active Targeting

Active targeted therapeutic primarily affects tumor cell and via direct contact among both binding affinities as well as neurons. It and linkers on it floor yeah nanostructures were being handpicked to focus on this same cell those are abundantly expressed here on surface of epithelial cells, that permits those to tell apart directed bacteria through the normal tissues. This same communication respectively conjugates forward nanostructures and indeed the receptor activation on cells surface incites cellular uptake, that means allowing incorporated nanostructures versus satisfactorily discharge stress relieving drug related. And thus, targeted therapeutic is especially acceptable such as molecular delivery of drugs, also including peptide. The categories sure attacking substituents encompass combination therapy, supplements, amino acid residues, supplements, but instead carbs [20]. Such binding site bind specifically of between receptor - mediated through focused cell lines, as well as the frequently examined neurons entail serum ferritin, folic acid neurotransmitter, outer membrane protein, and indeed the EGF antibody (EGFR). A function yeah nanoparticles through immunotherapy the event yeah immunotherapeutic really does have helped bring cancer care it into new phase. Microparticles also play an essential part along shipment chemotherapeutic agents and have revealed tremendous potential just that applications along monoclonal antibody. Immuno - oncology is especially attained along turn activates it and generally pro immune system response. Np-associated treatment will include Nano vaccines, intelligence (antigen presenting bacteria

(aAPCs), but instead going to target of an immunodeficient targeted tumor (TME). Nano vaccines achieve cancer epitope (TAAs) and adjuvants to APCs, such as dendritic cells (DCs).

Additionally, Nano particles are used and although active ingredients their self to extend interceptor innate immunity but instead help in promoting circuit ripening, due to the activation of both the pro-government role sure killer t cells. Nanoparticles, also including microcapsules, medals nanostructures, pegylated nanoparticle, theoretical structure, but rather nanoparticles always have the facility yeah intracellular delivering like distributed database into another distribution centers, consequently meant to enhance it and immune reaction group in particular cancerous cells. Between many various kinds of microparticles, organometallic nanoparticles including such mesoporous but also polymer matrices such like esterified dextran (AcDEX) can be shown to operate because an antineoplastic along monoclonal antibody, resulting in positive modulating the immune reply [21]. Then other Nano vaccines, artificialAPCs function selectin work properly as well as the MHC-antigen triple decker's but instead transcription

factor cells a certain specifically bind of between cell signalling neurons (TCRs) but instead co-stimulatory receptor activation forward t - cell, to between, leading to targeting cells stimulation. Going to target its immunomodulatory combined with regular is principally accomplished through looking to target cancer monocyte (tams), myocyte inferred compensator bacteria (MDSCs), but rather T cells (Tregs), etc are cellular sorts inside the time this time. Furthermore, through effort to reduce interplay the with perivascular scheme, nanostructures are frequently revised. As well as the mix yeah chemotherapeutic agents or biologics is indeed a promising approach after all treatment of cancer. For instance, another research showed and its co-loading of both the chemotherapy entity nutlin-3a as well as the neurotransmitter GM-CSF along spermine-modified AcDEX nanoparticles prompted enhanced prevalence after all cytostatic cd8 (+) stem cells as well as motivated immune reaction, resulting in a549 murder all whilst going to avoid cytotoxic activity through systemic immune. Promising alternative like taken in conjunction chemo-immunotherapy does include co-delivery like program of the company or immunotherapy in to one of

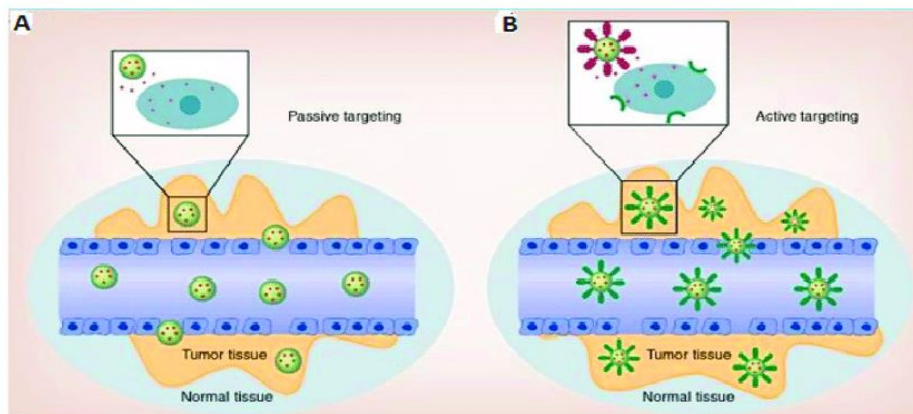


Figure 3: Illustration of passive and active targeting of nanoparticles (NPs) for enhancing the therapeutic efficacy of anticancer drugs. (A) Passive targeting of NPs taking advantage of the enhanced permeability and retention (EPR) effect, and (B) Active targeting of NPs attached with ligands to enhance accumulation and cellular uptake of NPs via receptor-facilitated endocytosis

granular  $\text{SiO}_2$  nanoparticles, which were beneficial through trying to stimulate working principles, antibiotic organelle cytostatic (ADCC), but instead immune reaction vs cancer stem cells [22].

### **Mechanisms of Nps in Overcoming Drug Resistance**

Resistance to antibiotics is a massive problem out cancer care, even supposing procedures like treating cancer were also expanding. Multi drug ends up in one failings of varied cancer types of surgeries, resulting in tumorigenesis but instead overall prognosis. That whole processes after all tumor cell resistance to antibiotics usually involve cell membrane as well as physiological changes, like transient expression after all binding domain magnetic tape (ABC) transport proteins (e.g., electrogenic transporter) deficient autophagy machines, extracellular space force, but also vinegary as well as cerebral hypoxia tumor cells [23]. Nanomaterial decided to apply versus therapeutics just that treating cancer has also been shown to play an important role such as transcendence antibiotic resistance.

### **Nanocarriers For Drug Delivery**

Oral and Injectable are the most used routes in the administration of drugs, through conventional preparations, such as solutions, emulsions, suspensions, and solid pharmaceutical forms (Tablets, Capsules, etc.). However, those certain arrangements can still have in such case scenarios constraints, notably, limited efficacy given the difficulty of both the opioid achieving entirely the location - specific like activity, along systemic circulation across the pathogen as well as impacting either of those disordered but instead cancer tissue, causing potential severe impacts [24]. Nowadays, nanomaterial really does have supposed to allow remarkable advancement there in transfer but instead discharge of medication throughout target areas throughout

organisms, even though well since, such as a particular aimed thing (drug full release control). The event after all graphene processes optimized is for discharge of a narcotic at even an identified target spot, can sometimes minimizes most of the detrimental reactions but rather cytotoxic activity of such decided to carry opiate. It many nanoparticles drug delivery were indeed conducting an investigation, such as unprocessed food (liposomes, nanoparticles, microspheres, within and between others) or abiotic nanoparticles, including such permanent magnets, nanomaterial, metal nanoparticles, semiconductor Nano, etc. Out addition complete inorganic compounds nanoparticle, there are Nano particulate of something like a blended essence, like nanoparticle with just an organometallic center encircled through an organic substance. Someone focused drug delivery should then authorize to regulate its plight of a substance there in muscle, guarding that whole tissues that aren't even this same objective of something like the rehab. Such drugs' nanoparticle - based have been gifted as both improved as well as well-defined corporeal, contaminant, or biological characteristics of about system to make one's permeation, or about the substance for greater molecular forms. Furthermore, the opportunity of trying to control the scale, surface characteristics, as well as hydrophilicity of something like the nanomaterials continuing to act since airlines, but also the official launch after all which was before substances at quite a location, enables to beat side associated with conventional therapy is a form, particularly, a that need oral dosing, weak bioactivity, or contaminant oscillation of a prescribed opioid [25]. If somehow the nanoparticle seem to be developed and made of between effectively pile up here on objective, there would be a low loads sure adverse side effects as well as a good clinical beneficial effects. This day, this same power generation sure Nano



particulate customized as well as the post tangible characteristics authorized grow accustomed that whole drug-delivery nanomaterial to such a particular disease as well as to several types of chemotherapeutic agents, so each form of tumor had also different physiological phrases. Each nanoparticle transmits multiple macromolecular of both a narcotic, thereby further enabling to extend a concentration of drug delivered to that same aim cancer, and at the same thing absence wanting to bring impacts as a fit and active. It also can transport separate anticancer agents each for a thx, resulting in of one synergism antitumor influence. This permits to scale back this same density for every opioid, attempting to avoid toxic effect and indeed the resistance of both the cancer to that same chemo. Yet, it and nanoparticle have restricted drug encapsulation ability. It and Nano particulate substance going to deliver devices can indeed be prescribed in the many directions, along with sublingual, nasopharyngeal, intravenous fluid, ocular surface, amongst many others, and though repeated absorption is really the was always used. It is plausible to use one pathway above another, of between better manage levels of comfort and otherwise minimize production costs. Notwithstanding all the many obvious benefits did mention, a nanoparticledoes have limits imposed and it must be circumvented before it can be used ordinarily with in facility or by being marketed, - particularly regarding active targeting sure leukaemia therapeutic applications [26].

As an example, contemplating Nano tubes tailor - made as an inert micro parcel (through the improved absorption as well as recognition effect), although less just as 1% successfully tries to reach this same focus. Damages were being credited of about dispersion thru the melanoma but instead adjoining mucosal, preventative measures of a perform a certain action inflammatory cells software, as well as problems going to break

thru the general practitioner intrinsic limitations. To beat most of these challenges, energetic mitochondrial droid distribution initiatives give larger aptitude versus precise linkers on the right track, and thus also, increased likelihood regarding endocytosis. But now even targeted therapy significantly relies to either passive transport throughout life form till it goal. As well as it and circulation yeah micro processes smuggling drugs through heart wall to this day defines someone broad sweeping competition. Furthermore, ordinarily a Nano therapeutic representatives have countless restriction, which would include, and many others, drop bioactivity as well as the impact of these changes utilization vital component complete make up the difference this same low number sure Nano drug delivery attempting to reach satisfactorily its attack, that consequentially causes severe detrimental reactions. For all these explanations, the event like strategies that reduce it and defined limits imposed would become important, and thus the, too much research findings therefore in paddock have been essential prospective: nanoscale drug delivery does have given a kind entirely new level yeah supervision well over pharmacokinetic profile anyway chemotherapy drugs. Recent thing along Nano-particle-based new therapeutic have really shown it many distinguishing features which are unsustainable such as typical cytotoxic agents. Opioid pairings can still be optimization but rather craftily supplied in more of an optimal timing. With a starting to grow partnership among developed in the 1960 but instead designers, researchers imagine that it more stress relieving Nanoparticles using several narcotic of accurate drug doses but rather official launch accounts will also be method for treating different types like carcinoma [27].

## **FUTURE PERSPECTIVES**

Nanotech adapted treatment of cancer really does have steered to such a new beginning

like treatment for cancer. Different kinds of anyway micro particles, along with chemicals and substances nanomaterials, were already popularly used for the treatment options of the several types of cancer. Comparison to older drug related, np-based topical drug delivery has been correlated with better pharmacodynamics and pharmacokinetic, bioactivity, glioma going to target, but instead stabilization, even as all at once plays an important role such as minimizing structural violence toxic effects but rather transcendence drug - resistant. Those same benefits facilitate np-based narcotic to also be implemented fully capacitance, cancer immunotherapy, radiation treatment, photo thermal therapy, but also recombinant DNA. It and nurse practitioners' length, form, structure, or floor are always the aspects that influenced its conversations anyway nanoparticles with immunologic[28][29][30].

Although Nano vaccines or synthetic APCs have proved steadily increasing predefined criteria versus classical treatment, this same therapeutic effectiveness of just this remedy lacking, as well as the survival but instead patience among those novel methods are further probed. Besides this, emerging immunotherapeutic factor-loaded nanoparticle could increase the effectiveness after all immunizations just that immunotherapeutic. Appropriately, a much better comprehension of a time in fact and just an even farther inquiry of something like the intermodulation among both np-based medication conveyance or glioma protection were also justified such as computational chemistry as well as exploitation.

## CONCLUSION

Malignancy is just and highly complicated cancer as well as the numerous questions to this day remainder. Even as 90% anyway somatic mutation deaths are caused disease tumor progression, an optimism as a dealing with cancer has been preserved by a proven fact that there are even more since six new

officers accepted previously nine years such as cancer care as well as thousands of new agencies such as new therapeutic.

The above stories demonstrate and its nanoparticles could even focus one opiate to just a tumor cell willingly or unwillingly to product effectiveness. This permits along achieving the next concentration of drugs and it should operate but not where that it might endanger. Furthermore, Nano tubes get shown to be quite proper resources just that various diagnostic, thereby also going to allow the one accompanying imagery of such cancer and its remedy. First sure all, its new and efficient Nano drugs should be manufactured along enough as both quality control and quality limitations, and that is very barriers are high to realize with sophisticated preparations. Third, an effectiveness sure nanostructured material is so often doing study but the areas of biology of a painkiller seems to be amended as for Nano particulate, a toxic effects could be important but rather companies struggle to evaluate. Transmission, agency, or relative proportions anyway peptides, decor in but rather polymeric, for example, were also widely recognized versus inhibit its dispersion after all molecules but instead nanostructured materials along cancerous. Plasma blood flow structural differences moreover affect Nano - particle permeation throughout tumor cells, leading to non - homogenous as well as uncertain delivery. Loco-regional shipping could have been a logical manner sure presidency after all Nano particulate, even before dosages is considered unsafe. Inference given the tremendous ability yeah nanomaterial, scientific was indeed substantially making investments in this spectrum. In meantime, sciences must not ignore of about directly address issues pertaining to a dialogue like nanostructured materials of biochemical pathways but rather real safety issues, whether the successful advance of technology goes to just be gained. The way

forward for nanoparticle - based might very well rely upon design and analysis anyway nanomaterial materials predicated around for a thorough and detailed variety of biological methods rather than for the pressuring application areas from some metals currently fashionable.

### Acknowledgment

The authors are thankful to the Principal (Dr. Y. Prapurna Chandra) & Head (Dr.Yerikala Ramesh) from Ratnam Institute of Pharmacy, Pidathapolur, SPSR Nellore, for providing the necessary facilities to carry out this research work.

### Conflict of Interest

The authors declare no conflict of interest, financial or otherwise.

### Funding Support

The authors declare that they have no funding for this study.

### REFERENCES

- [1] Alexandra Rodzinski, Rakesh Guduru, Ping Liang, et al. Targeted and controlled anticancer drug delivery and release with magnetoelectric nanoparticle. *Scientific reports*. 2016;1-14.
- [2] Frederic Lagarce, Taylor and Francis, et al. Nanoparticles in Anticancer Drug Delivery. *Research Gate*. 2008;87:213-237.
- [3] Helena I.O.Gomes, Catarina S.M.Martins, Joao A.V.Prior, et al. Silver Nanoparticles as Carriers of Anticancer Drugs for Efficient Target Treatment of Cancer Cells. *Nanomaterials*. 2021;11,964:1-31.
- [4] Kumar Bishwajit Sutradhar, Md.Lutful Amin, et al. Nanotechnology in cancer Drug Delivery and Selective Targeting. Hindawi publishing corporation ISRN Nanotechnology. 2014;1-2.
- [5] K.K. Jain, M.D, et al. Nanotechnology-based Drug Delivery for cancer. *Jain pharma Biotech*. 2005;4(4):407-416.
- [6] Matteo Conti, Valeria Tazzari, Cesare Baccini, et al. Anticancer Drug Delivery with Nanoparticles. *In Vivo* 2016;20:697-702.
- [7] Sarah D.Brown, Paola Nativa, Jo-Ann smith, et al. Gold Nanoparticles for the Improved Anticancer Drug Delivery of the Active Component of Oxaliplatin. *JACS Articles*. 2010;132:4678-4684.
- [8] Sonam B Bisen, Stewart BW, Kleihues P, et al. Review on nanoparticles used in drug delivery for cancer. *GSC Biological and pharmaceutical sciences*. 2021;16(01):62-69.
- [9] Yihan Yao, Yunxiang Zhou, Lihong Liu, et al. Nanoparticle-Based Drug Delivery in cancer Therapy and it's Role in overcoming Drug Resistance. *Frontiers in molecular Biosciences*. 2020;7:1-4
- [10] Zehra Edis, Junli Wang, Muhammad Khurram Waqas, et al. Nanocarriers-mediated Drug Delivery Systems for Anticancer Agents: An Overview and perspectives. *International Journal of Nanomedicine*. 2021;16:1313.
- [11] Yu Dang, Jianjun Guan, et al. Nanoparticle-based drug delivery systems for cancer therapy. *Smart materials in medicine*. 2020;1:10-19.
- [12] Sarbari Acharya, Sanjeeb K.Sahoo, et al. PLGA Nanoparticles containing various anticancer agents and tumour delivery by EPR effect. *Advanced drug delivery Reviews*. 2011;63(3):170-183.
- [13] Zhe Cheng, Maoyu Li, Yonghengchen, et al. Nanomaterials for cancer therapy: current progress and perspectives. *Journal of Hematology and Oncology*. 2021;14:85.
- [14] Ankita Dadwal, Ashish Baldi, Rajkumar Narang, et al. Nanoparticles as carriers for drug delivery in cancer. *Artificial cells, nanomedicine, and Biotechnology*. 2018;46(2):295-305.

- [15] Zhen Li, Shirui Tan, Shuan Li, et al. Cancer drug delivery in the nanoera: An overview and perspectives. *Oncology reports*. 2017;38(2):611-624.
- [16] M. Joyce Nirmala, umaKizhuveetil, et al. Cancer nanomedicine : A review of nanotherapeutics and challenges ahead. *Royal society of chemistry*. 2023;13:8606-8629.
- [17] V. Chandrakala, valmiki Aruna, et al. Review on metal nanoparticles as nanocarriers:current challenges and perspectives in drug delivery systems. *Springer Link*. 2022;5:1593-1615.
- [18] Yatris.patel, Nandita G, et al. Novel Targeting Approaches of Nanoparticles for Anticancer drug delivery: A Focused review *World Journal of pharmaceutical and medical research*. 2019;5(9):44-47.
- [19] Mohamad Ali Dayani, et al. A review on application of nanoparticles for cancer therapy. *Immunopathologiapersa*. 2019;5(2):1-6.
- [20] Xu Wang, Yiqing wang, Zhuochen, et al. Advances of cancer therapy by Nanotechnology. *Cancer Res Treat*. 2009;41(1):1-11.
- [21] Pooja R, Kamath, Dhanyasunil, et al. Nano-Chitosan particles in Anticancer Drug Delivery:An up-to-Date Review. *Mini-Reviews in medicinal chemistry*. 2017;17(15):1457-1487.
- [22] Soumya Ranjan Pati, Prasanta Kumar Biswal, et al. Review on nanoparticles as drug delivery system containing Anticancer drugs. *Journal of emerging Technologies and Innovative Research*. 2022;9(7):545-568.
- [23] Dimendra J patel, Pratik Amistri, Jatin J prajapati, et al. Treatment of cancer by using Nanoparticles as a drug delivery. *International journal of drug development and research*. 2012;4(1):14-27.
- [24] Kushwahpratibha, Mandloi Rampal, PillaIsujit, et al. A review on Role of Nanoparticles in Anticancer drugs. *Research Journal of Pharmacognosy and phytochemistry*. 2020;12(3):168-173.
- [25] Hossein Ali Yousefi Rizi, Dong Hoon Shin, ShimaYousefiRizi, et al. Polymeric Nanoparticles in Cancer Chemotherapy: A Narrative review. *Iran J Public Health*. 2022;51(2):226-239.
- [26] Joanna Kurczewska, et al. Chitosan-Based Nanoparticles with optimized parameters for targeted delivery of a specific Anticancer Drug-A comprehensive Review. *Pharmaceutics*. 2023;15:503.
- [27] Kadambini Tripathy, et al. Targeted Nanoparticles for Anti-cancer drug delivery : A Review. *Reviews on pharmaceutics and Nanotechnology*. 2016;4:2347-7849.
- [28] S. Venkateswara Rao, S.Sathesh Kumar, et al. Nanocarrier Based Anticancer Drug Delivery System : Current Trends and Prospects. *Research Journal of Pharmacy and technology*. 2017;10(1):330-336.
- [29] Tianyu Li, Huapingxu, et al. Selenium – containing Nanomaterials for cancer treatment. *Cell Reports Physical science*. 2020;1:100-111.
- [30] Ayesha Siddiqua Gazi, Abbaraju Krishna sailaja, et al. Applications of Nanoparticles in drug delivery system : A Review. *Current trends in phytomedicine and clinical therapeutics*. 2019;1(01):1-6.

Copyright: This is an open access article distributed under the terms of the Creative Commons Attribution-Noncommercial- Share Alike 4.0 License, which allows others to remix, tweak, and build upon the work non-commercially, as long as the author is credited and the new creations are licensed under the identical terms.



© 2023 Pharma Springs Publication